






# Miami AQUA



POLISHED FINISH | DOT MOUNTED

## 2" HEXAGON


11.25" X 11.18" / .87 SQ.FT.



GLBMIAQHEX2

## 2" SQUARE


12.24" X 12.24" / 1.05 SQ.FT.



GLBMIAQ22

## PENNY

11.29" X 11.18" / .88 SQ.FT.



GLBMIAQPENNY




# Miami AZURE



POLISHED FINISH | DOT MOUNTED

## 2" HEXAGON


11.25" X 11.18" / .87 SQ.FT.



GLBMIAZHEX2

## 2" SQUARE


12.24" X 12.24" / 1.05 SQ.FT.



GLBMIAZ22

## PENNY

11.29" X 11.18" / .88 SQ.FT.



GLBMIAZPENNY




# Miami JADE



POLISHED FINISH | DOT MOUNTED

## 2" HEXAGON


11.25" X 11.18" / .87 SQ.FT.



GLBMIJAHEX2

## 2" SQUARE


12.24" X 12.24" / 1.05 SQ.FT.



GLBMIJA22

## PENNY

11.29" X 11.18" / .88 SQ.FT.



GLBMIJAPENNY




# Miami TURQUOISE




POLISHED FINISH | DOT MOUNTED

**2" HEXAGON**  
11.25" X 11.18" / .87 SQ.FT.




GLBMITUHEX2

**2" SQUARE**  
12.24" X 12.24" / 1.05 SQ.FT.



GLBMITU22

**PENNY**  
11.29" X 11.18" / .88 SQ.FT.



GLBMITUPENNY



AQUA



AZURE





JADE



TURQUOISE



## APPLICATIONS + INSTALLATION

	INDOOR	MORTAR/GROUT	OUTDOOR	MORTAR/GROUT
Walls/Backsplashes	RC	CB	RC	EB
Wet Areas/Shower Walls	RC	CB	RC	EB
Shower Pans	RC	CB/EB	RC	EB
Pools	RC	EB	RC	EB
Floors	R	CB	R	EB

R: residential, low traffic floors    C: commercial    CB: cement based    EB: epoxy based  
*\*except for the penny mosaics*

## CUTTING + CLEANING

Use diamond blades designed for cutting glass on a wet saw and a glass coring drill for drilling. Use non-abrasive cleaners only. Avoid acid detergents, chemicals, and other solvents.

## ADHESIVES

For standard wall and wet area installation, we recommend Laticrete Gold 253 and/or Platinum 254. For submerged and/or pool installation, C2 mortar must be used, which includes Laticrete Platinum 254 or Epoxy. Please refer to TCNA handbook for a thorough more specific installation method.

## GROUTING

Glass tile is susceptible to scratching; it's recommended to use a non-sanded, RG and/or Epoxy grout for standard dry and wet area installation. For submerged and/or pool installation, we recommend epoxy based grouts. Please refer to TCNA handbook for a thorough more specific installation method.



BRILLIANTE is 98% recycled molten glass material, sustainable, and eco-friendly. Some inherent characteristics from standard production include irregular edges, rustic surface, and small variations in size and squareness. These slight size and shape variations can affect the grout joint appearance and enhance the natural aspects of this product. Use constitutes acceptance. You can also expect color variation from production run to production run.